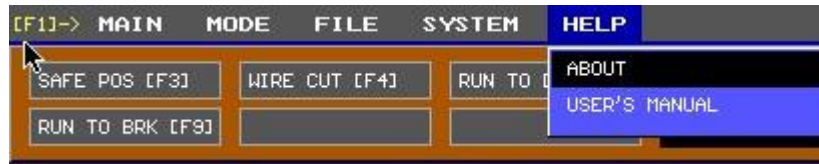


## VINSTON MACHINERY SOFTWARE UPGRADE Version 63d10 (Last Update 8/15/2013)

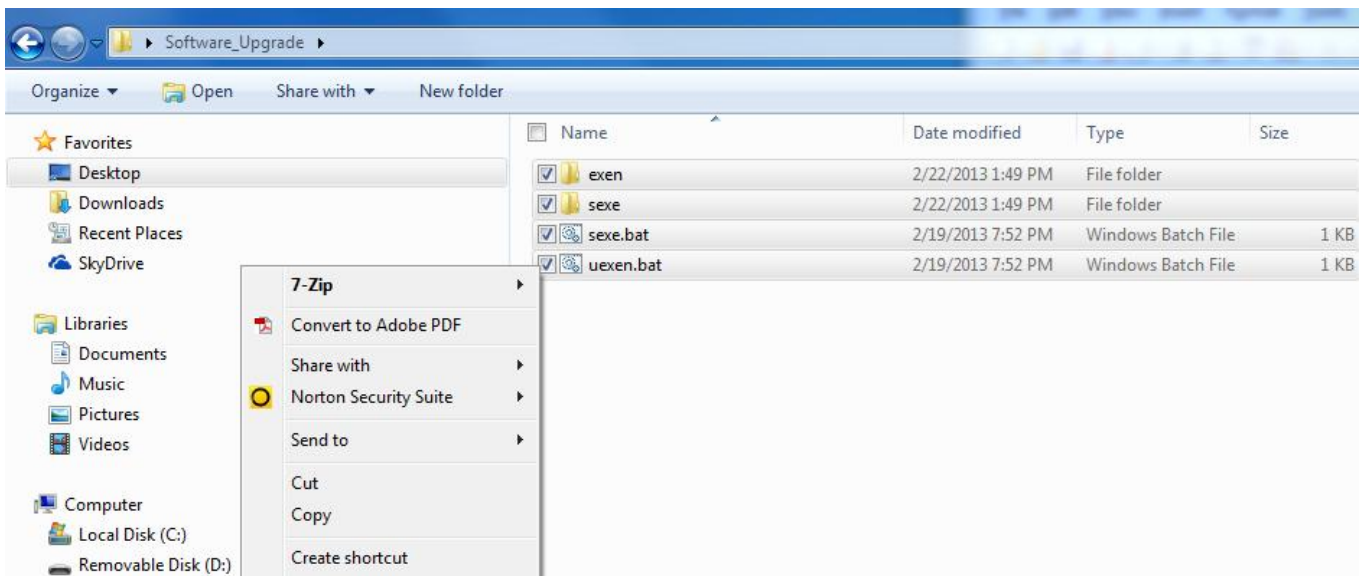
- I. Check current version of software
  - a. User can view video “Software Version email.mp4” in place of Step I & II
  - b. With Machine On, Press F1 to access the menu bar
  - c. Use the right arrow key until you reach the HELP section
  - d. When ABOUT is highlighted, press the “Enter” key.



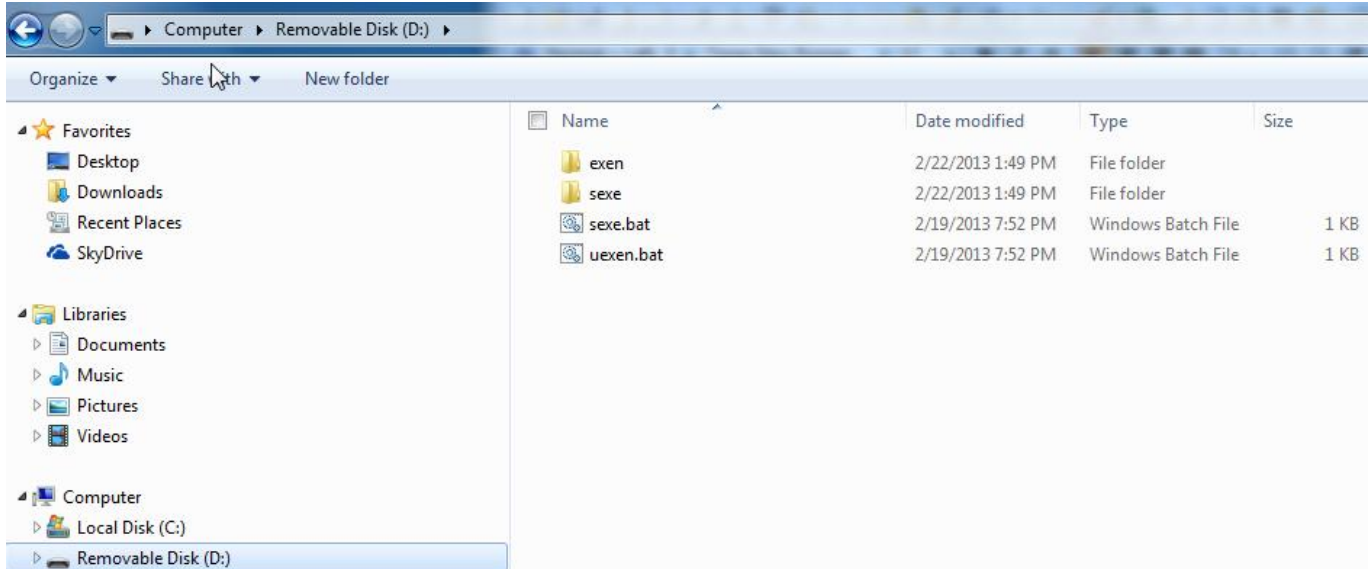
- II. The following screen will be displayed
  - a. Write down the Version and Serial Number for later use.



- III. Copy files from email onto an empty thumb drive.
  - a. Make sure the two folders and two batch files (.bat) are copied to the root of the thumb drive.
  - b. Highlight the files and folders as specified below.
  - c. For this example, the files are located on your desktop. Copy them to the USB drive.



d. After copying the files over, the USB drive should look like the following:



- IV. Follow instructions on video “Software Upgrade email.mp4” to upgrade software. **PLEASE MAKE SURE THE MACHINE IS COMPLETELY OFF BEFORE PROCEEDING WITH THE PROCEDURES. FLIPPING THE SWITCH WHILE THE MACHINE IS ON CAN HAVE UNEXPECTED RESULTS.**
- After flipping the computer module switch and inserting the USB drive, turn on the machine. **THESE STEPS ARE CRITICAL AS THE SYSTEM MUST START IN UPGRADE MODE. FAILURE TO FOLLOW THESE STEPS COULD LEAD TO SOFTWARE INSTABILITY AND INABILITY TO UPDATE PATCHES.**
  - Go to the E drive by typing “e:” then press the “Enter” key. **PLEASE VERIFY THE CORRECT VERSION ON YOUR MACHINE. UPGRADING TO AN INCORRECT VERSION MAY CAUSE AN UNSTABLE SYSTEM. PROCEED WITH CARE.**
    - For version 1.1.8.63d, type “uexen” then press the “Enter” key
  - Wait for the update to complete. The process should only take a few seconds.
  - After the update is successful, turn off the machine.
  - Remove the USB drive
  - Flip the switch on the computer module to its original position. **THIS STEP MUST BE COMPLETED BEFORE YOU CAN OPERATE THE MACHINE AFTER THE UPGRADE.**