
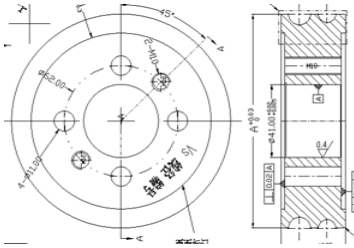
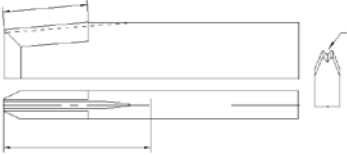

















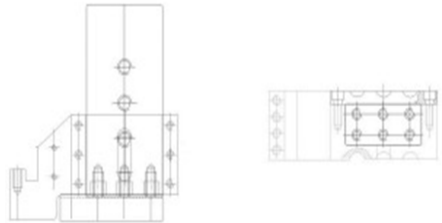
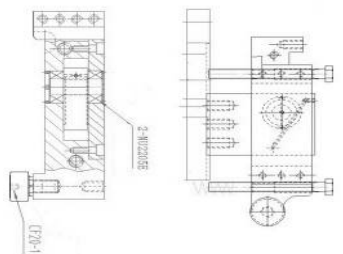
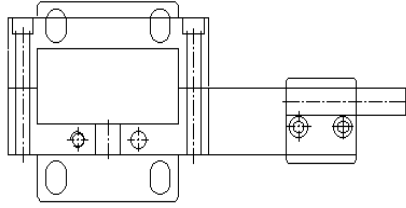
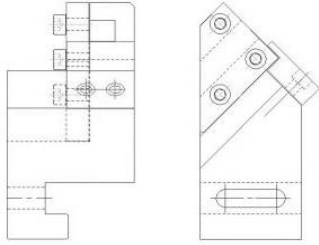
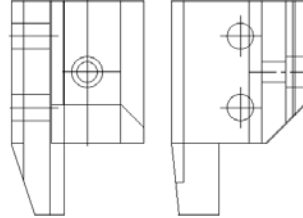
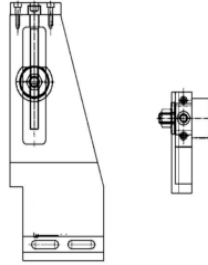
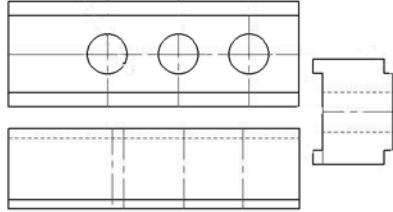


29. LIST OF TOOLS AND SPARE PARTS:

Item	Name	Number/Size	Shape
1	Liner / Quill	Various sizes and angle depending on setup	
2	Rollers	Various sizes depending on setup	
3	Body Tools	Various sizes and angle depending on setup	
4	Tool Box	1	
5	Standard Pliers	1	
6	Adjustable wrench	1	
7	Wrench	1	
8	Rubber Mallet	1	

9	Phillips Screwdriver	1	
10	Flathead Screwdriver	1	
11	Allen key "T"	2-3	
12	Set of Allen keys	1	
13	Set of diamond metal files	1	
14	Diamond abrasive paste	1	
15	Bolt Cutters	1	
16	Common Use Screws	1 Bag	

17	High Speed Steel	Varies depending on setup	
18	Probe Sensors	Varies depending on setup	
19	Pneumatic tubes	Varies depending on setup	
20	Air Probe and Mount	Varies depending on setup	
21	Wire guides	Various sizes depending on setup	
22	Grease gun	1	
23	Pitch Tool Holder	Varies depending on setup	
24	Coil Tool Holders	Varies depending on setup	

25	Mandrel Tool Holders	Varies depending on setup	
26	45° Arbor Support	Varies depending on setup	
27	Blade Holders	Varies depending on setup	
28	Coil Tool (CAM) Attachment	Varies depending on setup	
29	Adjustable Plate (Spacers)	Varies depending on setup	
30	Power Cord	1	